

# Economical Type Mechanical Force Gauge FB/FS series




The economical type of mechanical force gauge.  
 Enables to measure peak value due to switchable peak hold function.  
 Capable to delete the attachment's weight by rotating the tare ring.  
 Rugged design and no need for electricity.



FB-200N



FB/FS standard set

Examples of usage		
Measure force simply by hand.	Fix with optional handle for stable measurement.	Combine with manual test stand for high repeatable measurement.
		

**[Main Functions]**









Specifications		
Model	FB	FS (International model) *1
Stroke	10mm	
Measuring units	See [Model lists]	
Reading method	Real time/Peak hold (switchable)	
Scales *2	100 lines	
Accuracy	±0.3%F. S or less	
Operating environment	0~+40℃	
Dimension	See [Dimension]	
Weight *3	Approx. 630g	Approx. 580g
Standard accessories	6 pcs of attachments, Instruction manual, Carry case, Inspection certificate etc.	

\* It is not suitable for breaking test with large impact or test with continues vibration due to its spring structures.

\*1 International models are not able to sell in Japan due to the Measurement Act.

\*2 120 lines for 30N, 300N, 3K, 30K, 30lb.

\*3 The weight is depending on the range.

6 standard attachments					
Small hook A-1(S-1)	Flat tip A-2(S-2)	Conical tip A-3(S-3)	Chisel tip A-4(S-4)	Notched tip A-5(S-5)	Extension shaft A-6(S-6)
					

\* Force gauges with capacities from 100N or less come with aluminum made attachments (A-type), 200N to 1000N come with steel made attachments (S-type).


Model lists (N unit)				
Model	Capacity	Resolution	Thread	Standard attachments
FB-10N	10N	0.1N	M6	A-1~A-6
FB-20N	20N	0.2N		
FB-30N	30N	0.25N		
FB-50N	50N	0.5N		
FB-100N	100N	1N		S-1~S-6
FB-200N	200N	2N		
FB-300N	300N	2.5N		
FB-500N	500N	5N		

International model (kgf unit) *				
Model	Capacity	Resolution	Thread	Standard attachments
FS-1K	1kgf	10gf	M6	A-1~A-6
FS-2K	2kgf	20gf		
FS-3K	3kgf	25gf		
FB-5K	5kgf	50gf		
FB-10K	10kgf	100gf		S-1~S-6
FB-20K	20kgf	200gf		
FB-30K	30kgf	250gf		
FB-50K	50kgf	500gf		

\* International models are not able to sell in Japan due to the Measurement Act.

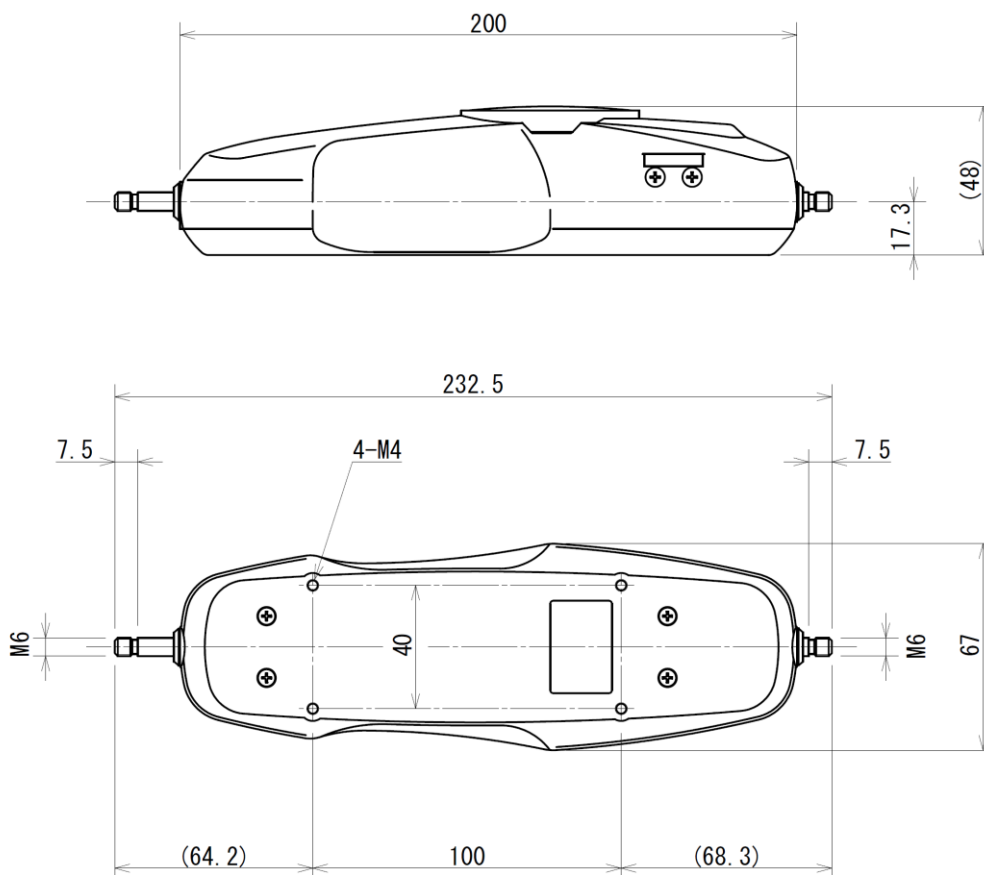
International model (lbf unit) *				
Model	Capacity	Resolution	Thread	Standard attachments
FB-5lb	5lbf	0.05lbf	M6	A-1~A-6
FB-10lb	10lbf	0.1lbf		
FB-20lb	20lbf	0.2lbf		
FB-30lb	30lbf	0.25lbf		
FB-50lb	50lbf	0.5lbf		S-1~S-6
FB-100lb	100lbf	1lbf		

\* International models are not able to sell in Japan due to the Measurement Act.

Related Products			
<p>Standard type Mechanical force gauge <b>PS/PSS series</b></p>	<p>Precision type Mechanical force gauge <b>PSM series</b></p>	<p>Optional handle <b>FOH-1</b></p>	<p>Hand grip belt <b>HGB-1</b></p>
			
<p>Standard type of push pull gauges with high accuracy and durability. Available in capacity from 5N to 500N.</p>	<p>Precision type of push pull gauges with high resolution scale. Ideal for precise measurement. Available in capacity from 20N to 500N.</p>	<p>Combining a force gauge with this handle to apply force easily and more stably.</p>	<p>Assists firm gripping of force gauge when testing handheld, preventing slipping out of hand.</p>
<p>Optional handle for a fire door closing measurement <b>HDC-1</b></p>	<p>Simple Manual Test Stand <b>SVL-1000N</b></p>	<p>Simple Manual Test Stand <b>SVH-1000N</b></p>	
			
<p>Specialized for fire door closing force measurement according to the Building Standard Law of Japan.</p>	<p>Simple Manual Test Stand with lever operation. High efficiency measurements are possible.</p>	<p>Simple Manual Test Stand with handle operations. Capable to apply stable measurements.</p>	

\* Refer to specifications of the individual product for details.

**[Dimension]**



Unit: mm

**[Calibration certificate & ISO 17025 calibration services]**

- As an option, we offer calibration certificates and traceability charts with extra charges. Moreover, we can offer calibration services according to ISO/IEC17025: 2005. Contact us for details.

**[Cautions]**

- Information in this document is subject to change without prior notice.
- This document is product descriptions and handling precautions, and do not guarantee various characteristics or safety.
- This product is designed for force measurement purpose only.
- Do not copy and use this content without authorization.
- Do not apply force more than its capacity or from incorrect direction to the measuring shaft.
- Do not use this product in the environments including fierce temperature changes, high temperature, high humidity, near water, dusty place.

**IMADA CO., LTD.**

99, Jinnoshinden-Cho, Aza, Kanowari, Toyohashi,  
Aichi 441-8077, JAPAN  
Tel: +81-(0)532-33-3288  
Fax: +81-(0)532-33-3866  
E-mail: [info@forcegauge.net](mailto:info@forcegauge.net)  
Website: <http://www.forcegauge.net/en/>



Visit our website for more information on a wide range of product specifications, measurement applications and videos.